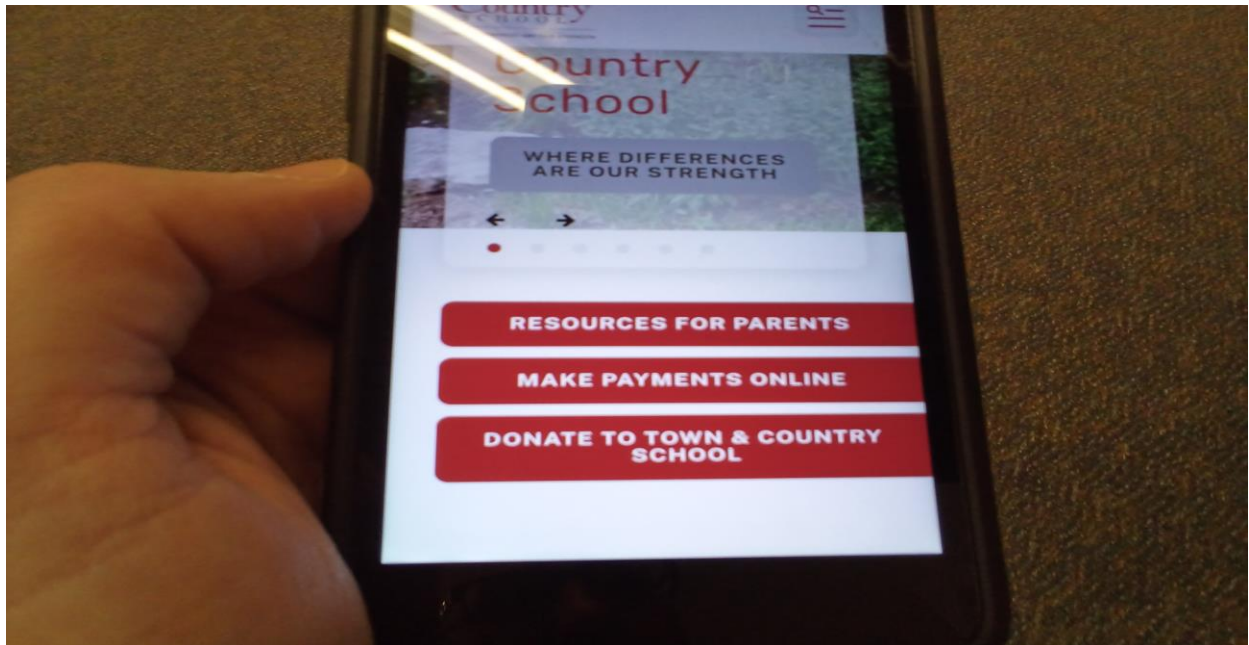



We are excited to announce that we have a new website! You can still find us at www.tandcschool.org. Our new website has several great features....

Resources for Parents: The Resources for Parents page has several documents parents will need, including the handbook, supply lists, calendar, tuition schedule, etc. To find this page, click on the button on the homepage that says “Resources for Parents. It is located on the right side of the main pictures. If you are on a mobile device, the buttons may appear underneath the main picture. See the second picture below.



Once you click the Resources for Parents button, it will take you to the page shown below. From there, click on the links for the documents you need.



Click on the links below

- [Handbook](#)
- [Dress Code](#)
- [Calendar](#)
- [Application for Admission](#)
- [Tulsa Tech Application](#)
- [Immunization Policy](#)
- [Request to administer medication](#)
- [Title IX Incident Report form](#)
- [Title IX Policies and Statement](#)
- [Oklahoma Dyslexia Handbook](#)
- [Tuition Schedule](#)
- [Returning Student Statement of Deposit](#)
- [Supply and Summer Reading Lists](#)
- [Library Media Center Collection Development Policy](#)
- [2023/2024 School Emergency Operations Plan](#)
- [Sports Resources for Parents](#)
- [LGBTQ Policy](#)

Overview

Resources for Parents ▼

- [Handbook](#)
- [Dress Code](#)
- [Calendar](#)
- [Application for Admission](#)
- [Tulsa Tech Application](#)
- [Immunization Policy](#)
- [Request to administer medication](#)
- [Title IX Incident Report form](#)
- [Title IX Policies and Statement](#)
- [Oklahoma Dyslexia Handbook](#)
- [Tuition Schedule](#)
- [Returning Student Statement of Deposit](#)

Make Payments Online: The Payments page is where you will go to make online payments. . Click on the “Make Payments Online” button on the right side of the main pictures on the website homepage.



Once you click on the Make Payments Online button, the following page will appear. You will fill out the payments page just like you did on the old website. Be sure to specify the type of payment you are making under “Payment Purpose” and click submit when you are finished.



Payments

Please specify tuition, tutoring, scholarships, etc.

Name <input type="text"/> <small>First Last</small>	Total \$0.00
Amount \$ <input type="text"/> . <input type="text"/> <small>Dollars Cents</small>	
Payment Purpose <input type="text" value="Tuition"/>	
Other Payment Purpose <input type="text"/>	
Name <input type="text"/> <small>First Last</small>	
Address <input type="text"/> <small>Street Address</small>	
<input type="text"/> <small>Address Line 2</small>	
<input type="text"/> <small>City</small>	<input type="text"/> <small>State / Province / Region</small>
<input type="text"/> <small>Postal / Zip Code</small>	<input type="text"/> <small>Country</small>
<input type="button" value="Submit"/>	

Once you have filled out the first page of the online payments page, it will take you to a second page that looks like the one below. Be sure to fill it out and click the “submit payment” button at the bottom of the page.

Payment Summary

Please review the following details for this transaction.

Description	Item Price
Amount	\$1.00
Total	\$1.00

Billing Information

Enter your payment details below.

Cards Accepted



Credit Card *

Secure

<input type="text" value="test"/>	<input type="text" value="test"/>
First Name	Last Name
<input type="text"/>	
Credit Card Number	
<input type="text"/>	<input type="text"/>
Expiration Month	Year
<input type="text"/>	
Security Code	

Billing Address *


<input type="text"/>	
Street Address	
<input type="text"/>	<input type="text"/>
City	State / Province / Region
<input type="text"/>	<input type="text"/>
Postal / Zip Code	Country

Email Receipt To *

A copy of this receipt will be emailed to this address.

From the Blog: This is a new feature. You can find it on the main homepage. It has articles about special events happening at the school.

From the Blog [VIEW THE ARCHIVES](#)



Town & Country School Logo and Spirit Wear

[READ →](#)

Sporting Clay Event Fundraiser





[READ →](#)

Town & Country School is a TulsaKids' Winner

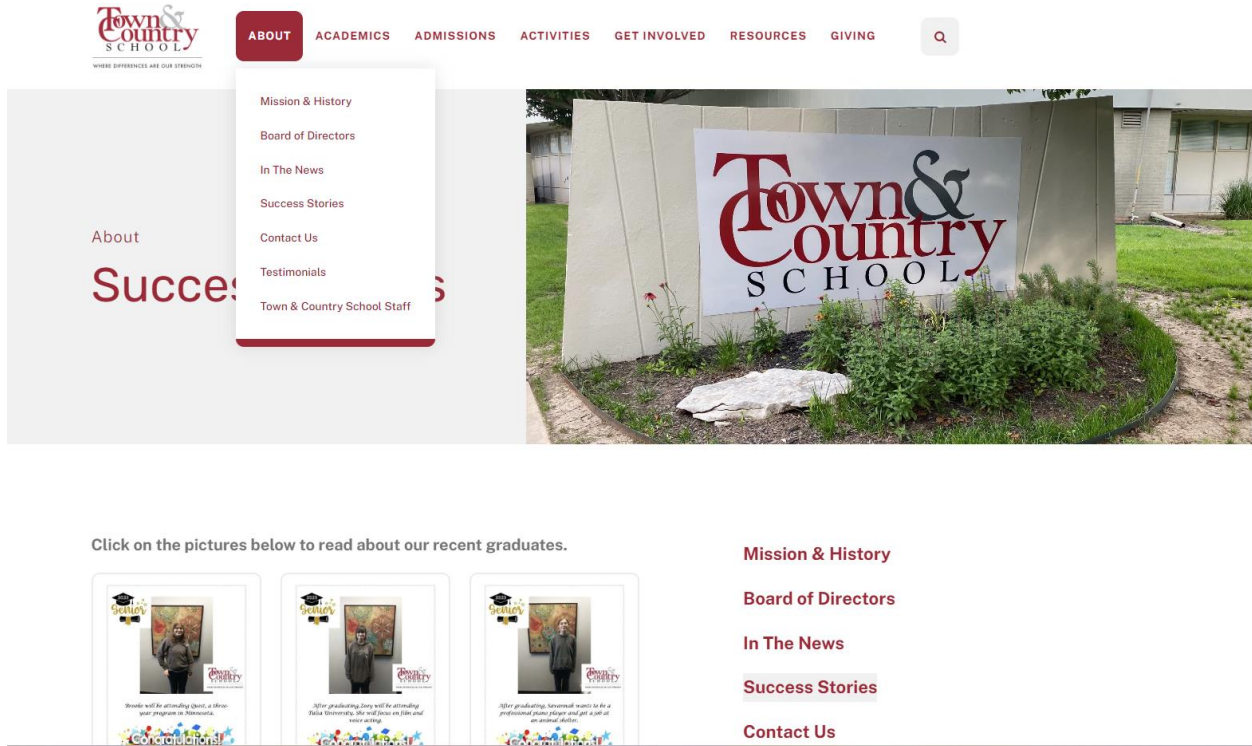
[READ →](#)

Visit Our Donors: Located at the bottom of the homepage is a scrolling list of Town Country's generous donors. You can click on their logos to visit their websites.

Please click on the images below to visit Town & Country School's generous donors.



Success Stories: From the top menu, click on About> Success Stories to read about our students' accomplishments.



Event Calendar: From the top menu, click on Activities> Event Calendar to find our monthly calendar of events.

